




**MEDIVION<sup>®</sup>**  
(Meditech Systems India)

# HOSPITAL FURNITURE



## Meditech Systems(India) , a Kolkata based company brings to you medical equipments and hospital furniture under the brand name "MEDIVION"

As one of the most experienced innovative manufacturing company in Kolkata, "Meditech Systems (India)" carrying a history of almost a decade of innovation, technology, manufacturing and marketing leadership. Hospital furniture and equipments today are spending huge amount of scientific and creative energy on this aspect. Meditech Systems(India) is one such company which has followed the latest trend in medical equipments, furniture and is one step ahead in innovations, quality and services consciousness.

Our Company was founded by Late Mr. Tapan Patra in the year 1990, who has taken many challenges to bring our organization to the desired heights of success.

Today Meditech Systems(India) is a full capacity provider of high quality standard hospital furnitures and equipments for hospital & nursing homes. Now in 2019 Meditech Systems (India) has created its own brand MEDIVION.

To retain and reinforce our position as a known manufacturer of medical equipments, furniture and to meet the aspiration of our customers of the Indian corporate world we have an on line zero defect supply setup backed by responsive service, empowered employees, vendor partners and a very satisfied customer based.

We the proud "MEDIVION" family vow to strive vigorously to delight our customers who are very sophisticated, by pursuing excellence and innovation through committed team work.

We promise for continuous learning, achievement oriented and ethical business practices, which will make us shine in national level and served as a well known brand.

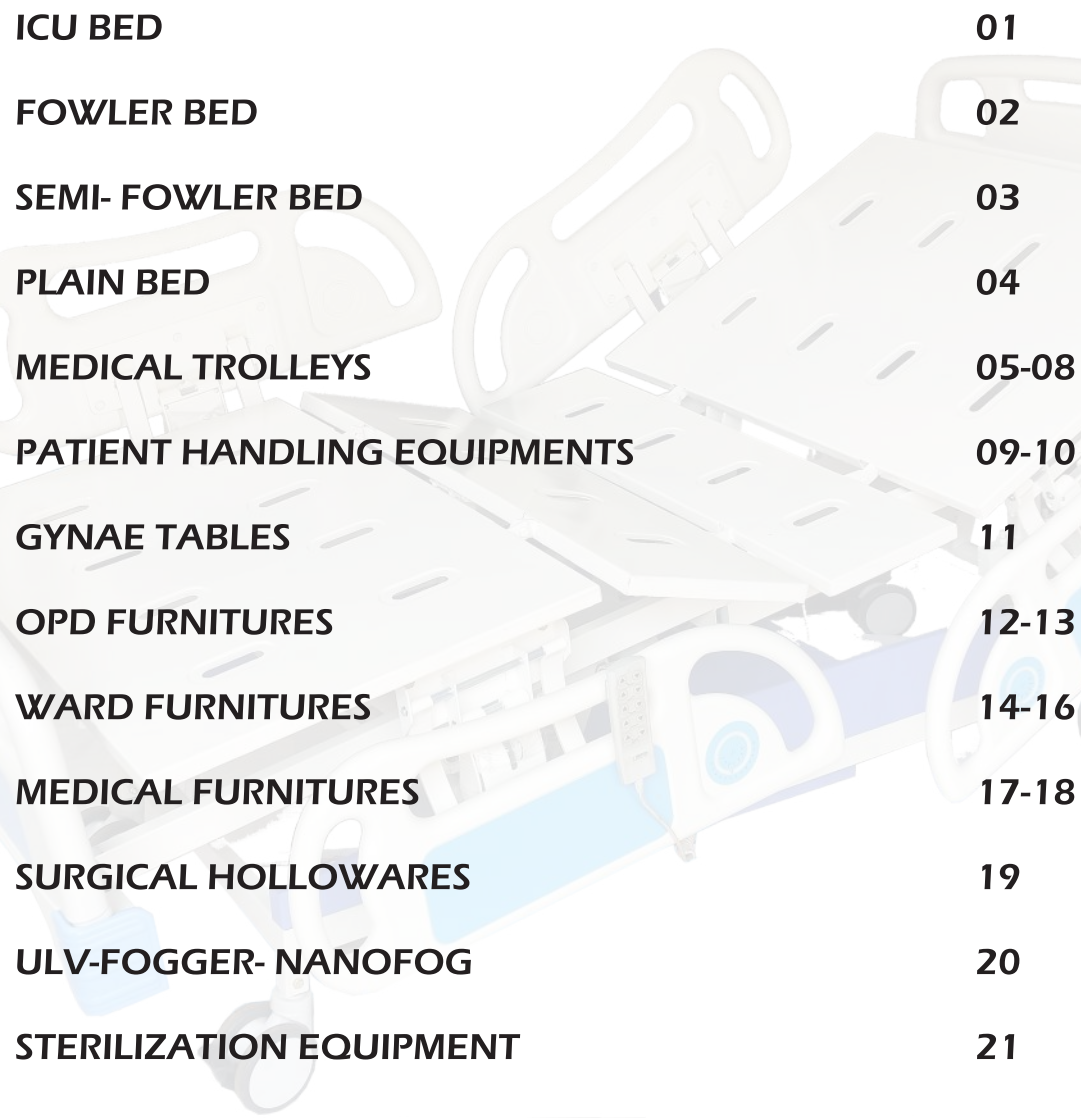
We vow to remain a responsible corporate citizen contributing to the desired comfort level which today's world demand.

MEDITECH SYSTEMS (INDIA) has acquired ISO 9001:2015, ISO 13485:2016,GMP & CE for the design, development, manufacture & supply hospital beds, operation theater table, operation theatre lights, Anesthesia and work station, other medical equipments and instruments.






# CONTENTS



|                                    |              |
|------------------------------------|--------------|
| <b>ICU BED</b>                     | <b>01</b>    |
| <b>FOWLER BED</b>                  | <b>02</b>    |
| <b>SEMI- FOWLER BED</b>            | <b>03</b>    |
| <b>PLAIN BED</b>                   | <b>04</b>    |
| <b>MEDICAL TROLLEYS</b>            | <b>05-08</b> |
| <b>PATIENT HANDLING EQUIPMENTS</b> | <b>09-10</b> |
| <b>GYNAE TABLES</b>                | <b>11</b>    |
| <b>OPD FURNITURES</b>              | <b>12-13</b> |
| <b>WARD FURNITURES</b>             | <b>14-16</b> |
| <b>MEDICAL FURNITURES</b>          | <b>17-18</b> |
| <b>SURGICAL HOLLOWARES</b>         | <b>19</b>    |
| <b>ULV-FOGGER- NANOFOG</b>         | <b>20</b>    |
| <b>STERILIZATION EQUIPMENT</b>     | <b>21</b>    |
| <b>SUCTION MACHINE</b>             | <b>22-23</b> |
| <b>ACCESSORIES</b>                 | <b>24</b>    |





## ICU BED- PRIMO (Electric)

### Description :

Advance Linear Actuator system 04 Pcs Motor, 01 Pc Control Box, 01 Pc Handset.

Four Pieces individual side rails, ABS Moulded.

ABS Moulded Head and Foot panel with locking and corner buffer.

Frame work made of Rectangular M.S. Tube.

4 section top made up of Oval perforated CRCA MS Sheet.

Bed Mounted on 5" Dia Castor.

Holder for Urine bag.

S.S. Telescopic IV Rod with 4 Locations

Overall Approx Size: 2090L x 910W x 460-700H MM.

Finish: Pretreated & Epoxy Powder Coated

Positions obtained by hand Remote :

Hi-Low

Backrest elevation

Kneerest elevation

Trendlenburg / Reverse trendlenburg



## ICU BED- ROYAL (Manual)



These are offered with the hi-low trendelenburg and head & leg side adjustments.

### Specifications:

- Size: 2250 mm L X 1015 mm W X 625 / 820 mm H
- Mattress size: 2010 mm L X 910 mm W four perforated top section

### Features:

- Head & leg side adjustments (Head side 90° up & Leg side 60° up)
- A set of imported split rails
- Hi-low 625 mm to 900 mm
- SS I.V. rod with four location
- SS/ABS head and leg bows fitted
- Four swivel castor 150 mm dia, two with brakes
- Finish with Epoxy Powder coated

## ICU BED- DELUX (Manual)

OVERALL SIZE: 2300mm L X 1050mm W X 550mm-800mm H (Adjustable)

SUITABLE SIZE FOR MATTRESS: 1980mm L X 890mm W

- Four section perforated CRCA sheet top.
- Backrest, Knee rest, Trendelenburg, Reverse

Trendelenburg &

Height Adjustable operated by screw and lever mechanism with four separated S.S. folding handles.

- ABS head & Leg Bow.
- A pair of new design collapsible railing.
- Four heavy duty swivel castors (two with brake).
- Saline rod.
- Pretreated and epoxy powder coated.





## FOWLER BED (FB- ELECTRIC)



### Description :

- ABS molded Head and Foot panel with locking and corner buffer.
  - A pair of New Design Collapsible Side railings (1320mm long).
  - Frame work made of Rectangular M.S. Tube
  - Four section top made up of Oval perforated CRCA MS Sheet.
  - Bed Mounted on 4" Dia Castor. 2 with brakes.
  - Four Location for IV Rod.
  - Overall Approx Size: 2200mm L x 1050mm W x 610 mm H.
  - Finish: Pretreated & Epoxy Powder Coated
  - Positions obtained by Screw & Lever mechanism with S.S. foldable handles:
- 1.Backrest elevation
  - 2.Kneerest elevation

## FOWLER BED (FB- PRO)



### Specifications:

- Approx: 2070 mm L X 910 mm W X 600 mm H
- Mattress size : 2010 mm LX 910 mm W Four section perforated top

### Features:

- SS head & leg bows with laminated panels
  - "D" type railing both side (drop side rails)
  - SS I.V. rod with four location
  - Four swivel castor 100 mm dia (two with brakes)
  - Pre treated and epoxy powder coated
  - Optional accessories at extra cost.
- Saline rod SS/MS

## FOWLER BEDS

### Description :

- Advance Linear Actuator system 02 Pcs Motor, 01 Pc Control Box, 01 Pc Handset.
- Four Pieces individual side rails, ABS Moulded.
- ABS Moulded Head and Foot panel with locking and corner buffer.
- Frame work made of Rectangular M.S. Tube.
- 4 section top made up of Oval perforated CRCA MS Sheet.
- Bed Mounted on 5" Dia Castor.
- Holder for Urine bag.
- S.S. Telescopic IV Rod with 4 Locations
- Overall Approx Size: 2090L x 910W x 460-700H MM.
- Finish: Pretreated & Epoxy Powder Coated
- Positions obtained by hand Remote :
- Backrest elevation Kneerest elevation

## FOWLER BED (FB 201)



### Description :

- ABS molded Head and Foot panel with locking and corner buffer.
  - A set of 4 ABS split rails for royal look
  - Frame work made of Rectangular M.S. Tube
  - Four section top made up of Oval perforated CRCA MS Sheet.
  - Bed Mounted on 4" Dia Castor. 2 with brakes.
  - Four Location for IV Rod.
  - Overall Approx Size: 2200mm L x 1050mm W x 610 mm H.
  - Finish: Pretreated & Epoxy Powder Coated
  - Positions obtained by Screw & Lever mechanism with S.S. foldable handles:
- 1.Backrest elevation
  - 2.Kneerest elevation

## FOWLER BED (FB-ECO)



# SEMI-FOWLER BEDS

## SEMI-FOWLER BED (SFB- ELECTRIC)



### Description :

Advance Linear Actuator system 01 Pcs Motor, 01 Pc Control Box,  
ABS Moulded Head and Foot panel.  
Frame work made of Rectangular M.S. Tube.  
2 section top made up of Oval perforated CRCA MS Sheet.  
Holder for Urine bag.  
S.S. Telescopic IV Rod with 4 Locations  
Overall Approx Size: 2090L x 910W x 460-700H MM.  
Finish: Pretreated & Epoxy Powder Coated  
Positions obtained by hand Remote :  
Backrest elevation

## SEMI- FOWLER BED (SFB 301)



OVERALL SIZE: 2200mm L X 1050mm W X 610mm H

- Two section perforated CRCA sheet top
- Polymer moulded Head & Leg Bows
- A pair of New design collapsible railings
- Four heavy duty castors 100mm dia (two with brake)
- Two locations for IV rod
- Pre treated and Epoxy powder coated
- Optional Accessories At extra cost:  
Saline rod MS/SS

## SEMI-FOWLER BED (SFB- ECO)



Optional Head & Leg Bows

### Description:

1. Frame work made of angular M.S tube.
2. Top made of CRCA 18/20G Sheet
3. Tubular Head & Foot bows of unequal height.
4. Overall Size: 72L X 35W X 24H inch.
5. Finish: Epoxy Powder Coated
6. MS Cradle made of 5mm bar easily detachable can be attached to the bed.
7. Provided Mattress inside the cradle.

Optional: MS side railings, IV rod, Wheels & Mattress.

Overall Size: 2200mm L X 1050mm W X 610mm H

- Perforated CRCA sheet top
- Manually operated six position backrest
- 32mm dia SS Head & Leg Bows
- Two locations for IV rod
- Pretreated and Epoxy Powder coated.

Optional Accessories at extra cost:

Castors set of four(two with brake),Saline rod,A pair of side rails  
Coloured laminated bow panel.

## SEMI- FOWLER BED (SFB-M)



Optional Head & Leg Bows

## Plain Bed (PB-401)



Size: 1900mm x900mm x550mm H  
Plain bed uniformly perforated.  
1 Section top in 20 swg CRCA sheet.  
Easily detachable SS Head and Foot end bows.  
Foot Stumps at Every Four Legs.

Size: 1900mm x900mm x550mm H  
Plain bed uniformly perforated.  
1 Section top in 20 swg CRCA sheet.  
Easily detachable polymer Head and Foot end bows.  
Urine hooks below the bed on either sides.  
100 mm Diagonally locking Castors.  
I.V. position at all the four corners of the Bed.

## Plain Bed (PB-402)



## Plain Bed (PB-403)



### Specifications:

- Sizes: 1980 mm L X 910 mm W X 610 mm
- Mattress size: 1910 mm L X 900 mm W

### Features:

- Fixed type bed
- Mosquito pole arrangement
- Mounted on rubber shoe
- Finish with paint
- Vertical support

### Description :

Overall size : 180L X 60W X 46H cms.  
Framework Made-up of Rectangular /Square M.S Tubes.  
5cm foam padded fixed mattress covered with rexine  
Legs fitted with PVC Stumps.  
Finish : Pretreated & Epoxy Powder Coated.

## Attendant Bed (AB-501)



### Description :

Frame work made of rectangular M.S tube.  
Fitted with perforated CRCA sheet top  
SS/MS tubular Head & Foot Bows.  
Legs fitted with PVC stamps.  
Overall Size : 167L X 60W X 40H cms.  
Epoxy Powder Coated.

## Attendant Bed (AB-502)





## Instrument Trolley



*MSI-2013*

### Features:

- MS/SS frame work
  - MS/SS rod for railing
  - Wholly SS/SS Top
  - Mounted on 50 mm/100 mm D.B. Castor
  - Finish with heavy polish/paint
- Available Sizes- 30"x18"x32"  
36"x24"x32"

- Wholly Made of Stainless Steel/MS Powder Coated.
- Two S.S. Shelves, Covered with Three Sides Rails
- Provided with S.S. Bowls & Bucket
- Mounted on Four 50mm/ 100 mm.

## Dressing Trolley



*MSI-2014*

## Medicine Trolley



*MSI-2015*

### SPECIFICATIONS:

**Size: 660mm L X 457mm W X 812mm H**

Full Stainless Steel frame

Stainless Steel Two Drawer Vertical Trolley with rails  
100mm grey rubber castors.

Frame work of MS Tubular/Square pipe.  
Mounted on 10cms castors,  
Two SS shelves with guard railing on both shelves  
Two MS drawers under the each shelf.  
Pretreated and epoxy powder coated.

## Medicine Trolley (4 Drawers)



*MSI-2016*

## Medicine/Drug Trolley



MSI-2017

### Description :

SS frame work  
SS shelves.  
6 Modular Drawers.  
1 SS Drawer at the bottom.  
100mm imported castors.

### Description :

Size-H36 inch X 40 inch.  
Maine frame built in argon welded 16G SS pipe.  
4" PVC swivel castors and zinc finish.  
Unit made from 304/202 Grade Stainless Steel.

## Service Trolley



MSI-2018

## Utility Trolley



MSI-2019

### Description :

M.S frame work  
S.S shelves  
One M.S Drawer  
100mm castors.

### SPECIFICATIONS:

Size: 810mm L X 355mm W

Height: Adjustable 810mm to 1110mm

### Features:

- MS/SS square and round construction
- Top tray SS (quality of '304')
- Mounted on 50 mm D.B. Castor
- Finish with paint or high quality polish

## Mayo Trolley



MSI-2020 (A)



MSI-2020 (B)

## Suture Trolley



MSI-2021 (A)



MSI-2021 (B)

### Product description:

1. Body made of MS/SS CRCA Sheet 20 gauge
2. 4 anti rust wheels of 5" diameter provided
3. Push handle provided
4. 20 molded medicine racks provided
5. SS Shelf provided
6. Powder coated finish/polish finish

## Anaesthesia Trolley

ABS body,  
metal ball bearing rail  
A-Aluminium columns  
B-Plastic-steel columns.  
IV Pole,needle disposal holder(optional);  
Dust basket,utility container,file bag,multi bin container,sliding side shelf,  
stainless steel guard rail,concave top covered with transparent soft plastic glass,  
centralized lock,2 small & 3 big drawer,inner with partitions can be well organized.  
Drawers respositioned easily.

Luxurious Size : 850 X 520 X 950 mm



MSI-2022

## Crash Cart Suture Trolley



### Product description:

1. Body made of MS/SS CRCA Sheet 20 gauge
2. 4 anti rust wheels of 4" diameter provided
3. 2 SS trays
4. 12 molded plastic bins
5. SS Shelf provided
6. Powder coated finish/polish finish

Optional: Provision For More Bins At Extra Cost

MSI-2023



## Crash Cart Trolley



**MSI-2024**

### Description :

Overall Approx. Size : 940mm LX490mm WX1535mm H.  
M.S/ SS tubular frame.  
Six removable plastic bins and  
two polystyrene lockable storage units with three drawers each.  
Four swivel Castors, 100mm dia. (Two with Brakes.)  
Complete with corner bluffers,  
oxygen cylinder holder, S.S IV Rod, S.S Top and electric lamp.  
Epoxy Powder Coated.

### OVERALL SIZE:

800mm L X 600 mm D X 1400H

### SPECIFICATIONS:

4 Shelf one drawer.

Trolley having two handle

The trolley mounted on 125 mm dia. Castor two with brakes.

Switch & socket for medical equipment

Supplied with ss I.V. Rod and M.S O2 cylinder cage

Finish: Pretreated & epoxy powder coated paint.

Available with Keyboard Tray And Extra Shelves at Extra Cost.

## Laparoscopy Trolley



**MSI-2025**

## ECG Trolley



**MSI-2026 (A)**

### Product description:

Size : W 22" x D 18" x H 30"  
100mm Dia. castors and Cable Ha  
1 ss top tray, bottom MS tray  
Pre-treated & Epoxy powder coat  
Available in Stainless Steel /  
Powder coated frame with S.S. top



**MSI-2026 (B)**

### Product description:

Size : W 355mm x D 480mm x H 665mm  
4 trays, 50/100mm Dia. castors and Cable Hanger  
Pre-treated & Epoxy powder coated  
Available in Stainless Steel /  
Powder coated frame with S.S. top.

## Swab Rack Trolley



**MSI-SWAB RACK**

Full SS trolley with eight tubular rows with hooks.  
Removable drip tray at the bottom  
Mounted on four swivel castors, two with locks.  
Overall Dimension 762 L x 508 W x 1524 H

## Stretcher Trolley



MSI-2027

### Specifications:

·Size: 1980 mm L X 560 mm W X 820 mm H

### Features:

- MS/SS tubular frame work
- Top MS/SS quality of '304'
- Saline stand (SS rod) arrangement
- Swivel castor 100 mm or 125 mm D. B. castor
- Finish with powder coated paint/polish

Available in Full Stainless Steel, Full MS & MS Body With SS Top.

Also available in complete stainless steel

### Description :

Overall Approx Size : 180L X 56W X 81h cms.  
Frame work made of Tubular M.S Pipe with S.S handle  
Swing Away type Safety Side Railing  
Adjustable I.V Road,Utility Tray,Cylinder Cage Foam Padded t  
Trolley mount on 125mm Dia castors-Two with Brakes  
Finish : Pretreated & Epoxy Powder Coated

## Patient Trolley



MSI-2028

## Emergency & Recovery Trolley



MSI-2029

Adjustment facility of Height, Back Section , Trendelenburg /Reverse  
Hydraulic pump and gas spring assisted movement.  
X-Ray permeable top with x-ray cassette holder  
Drop side railing and safety belts, IV rod, oxygen cage and utility tray  
Removable stretcher mounted on individual locking castors  
Overall Dimension 2136L x 610 W x 635~890 H

### Specifications:

·Size: 1980 mm L X 560 mm W X 820 mm H

### Features:

- MS tubular frame work
- Top SS quality of '304'
- Saline Rod, Utility Tray, Oxygen Case, Safety Rails.
- Swivel castor 100 mm or 125 mm D. B. castor
- Finish with powder coated paint/polish

Available in Full Stainless Steel.

## Stretcher Trolley Delux



MSI-2030

# Ambulance Stretcher



MSI-2031

## Description :

Light weight, strong structure, lovely design. Good art and crafts, easy antiseptic, small size, convenient to use. Utilizes high precision mechanical transmission. Can be used automatically folded through the left and right hand control handle control handle. Made of high quality aluminium alloy tubes. Dimensions : A - High Position : 1900 X 560 X 900mm B - Low position : 1900 X 560 X 280 mm Load Weight : up to 120 kg. Product weight : 40 kg. Diameter of the castors : 125 mm. Applicable for various kind of hospitals, emergency centers, ambulances and battle fields

## Description :

Product Size (LXWXH) : 210 X 60 X 11 cm.  
Net Weight : 6 kg  
Dimension of the packing box : 60 X 58 X 25 cm. ( 5 Pcs./Box)  
Gross Weight : 32 Kg  
Available in 2 Fold & 4 Fold.

# Fold Stretcher

MSI-2032(A)

2 Fold



4 Fold



MSI-2032(B)

# Scoop Stretcher



MSI-2033

It is made of high-strength aluminum alloy materials. It characterised by its being light-weighted, small-sized, easy-carried, use-safety and easy for sterilization and clean. It's seperatable-type emergency stretcher for ambulance to transfer fractured & serious patients. Product size : 164\*43\*8cm(min), 201\*43\*8cm (max.), Net weight : 8kg, The bearing pressure: <159kg, Dimension of the packing box : 123\*45\*11cm, Gross weight : 11Kg.

The stretcher (spine board ) is made of PE plastic this spine board is enduring, anti-ageing, good weight loading capacity and it is X-ray compatible as well. It comes with safety belts. It can be used with head immobile at the same time. It's mainly used for hospitals, sports, ambulance and outdoors carrying patients and wounded person. Size :- 184 x 45 x 7 cm loading weight 159Kgs, Net weight 7.5 kgs.

# Spine Board



MSI-2034

# Head Immobiliser



MSI-2035

Supports head during medical emergency/accidents. Can be fixed on spine board. Imported, made of high quality material.

# Stair Stretcher



MSI-2036

This Aluminum Stair Chair is designed to transport patients through tight spaces and up or down stairs, safely and efficiently. The sturdy aluminum frame is strong enough to hold up to 150 K.G., yet surprisingly lightweight. Three adjustable straps with quick-release buckles ensure the patient's comfort and safety. Non-slip grips on the rear and front handles help rescuers.



## Obstetric Labour Table



MSI-2037

Has a stainless steel top in two sections.

These are available with the self locking traction handle at the side and also has I.V. Rod & mattress.


### Specifications:

·Size: 1870 mm L X 900 mm W X 800 mm H

### Features:

- Three section top
- Middle section with "U" cut
- Backrest adjustment on ratchet 75° up
- Leg end section can slide under main frame
- Mechanical gear box assisted trendelenburg 30°up /54°dn
- Three side detachable SS rails
- Both side SS lithotomy or rubber padded lithotomy with belt
- Movable SS hand grips
- Finish with polish (upper part) & powder coated paint for other accessories

## Labour Table (Fixed)



MSI-2038

### SIZE:

1830mm L X 690mm / 760mm W X 810mm H

### FEATURES:

MS tubular construction. Cover with SS quality of '304'.

Leg end 'U' cut.

Lithotomy arrangement, with belt.

Finish with powder coated paint.

AVAILABLE IN FULL SS also.

## 3 Fold O.T. Table(Gynae Cut)



MSI-2039

### Specifications:

·Size : 1880 mm L X 680 mm W X 820 mm H

### Features:

- MS tubular frame work
  - Lithotomy arrangement with belt
  - Head & leg adjustment on ratchet
  - 50 mm swivel castor & rubber shoe
  - Pre treated and finish with powder coated paint
- Available in SS Top & Full SS

### Description :

Overall Size: 1981mm x 965 mm (L x W) (Bed when fully extended)

Mattress Platform: 1880 mm x 660 mm (L x W)

Minimum Height: 673 mm 26.5

Maximum Height: 952 mm. 37.5

Three section top made of laminated board

User friendly handset for electrically adjustments of backrest, height and trendelenburg / Reverse trendelenburg.

Leg section can be telescoped under backrest for lithotomic positions

Easily removable ABS moulded head boards

Split away type ABS moduled safety side rail on each side can be easy lowered to aid in both routine and emergency nursing tasks

Stainless Steel bearing down supports with hand grip

A pair of upholstered lithotomic crutches mounted on stainless steel rods

125 MM Central locking castors

Stainless Steel telescopic I.V. pole

Stainless Steel Tray

Three Section mattress

All mild steel parts are pre-treated and powder coated finish

## Labour Delivery Bed(Electric)



MSI-2040

\*\*Available in Hydraulic also

## Examination Table



MSI-2041

Also Available in Gyane Cut

In order to meet the particular demands of the customers, we are providing the customized Examination Table. These tables are available with the two sections and adjustable flap. These Examination Tables are manufactured using high quality material like MS steel pipe, stainless steel pipe.

### Specifications:

·Overall size: 1830 mm L X 610 mm W X 760 mm H

### Features:

- Head side adjustment 75° up on ratchet
- MS tubular construction
- CRCA sheet top
- Mounted on rubber shoe
- Finish with paint

- Overall approx. size: 187 (L) x 51 (W) x 81 (H)
- Adjustable backrest by crank mechanism/gas spring.
- Two section foam padded, upholstered top
- Three drawers
- Three cabinets
- Tray for B. P. apparatus
- Foot Step
- Pre treated & epoxy powder coated

## Examination Couch



MSI-2042

### Specifications:

- Size: 304 mm dia
- Height: adjustable 457 mm to 710 mm

### Features:

- MS/SS round frame work
- Rod for support
- SS Top / Full SS
- Mechanism screw for up/down adjustment
- Mounted on rubber shoe
- Finish with Powder coated paint/polish.

## Revolving Stools

MSI-2043(A)



3 Legs

MSI-2043(B)



4 Legs

MSI-2043©



4 Legs (SS)

## Foot Step



MSI-2044(A)



MSI-2044(B)

### Specifications:

- Single size: 254 mm L X 225 mm W
- Double size: 254 mm L X 225 mm W X 457 mm H

### Features:

- Square/round frame
- CRCA sheet top
- Rod for support
- Aluminium channels for anti-slip
- Mounted on rubber shoe
- Pretreated and epoxy powder coated finish

## Attendant Stool



MSI-2045

### Features:

- MS/SS round frame work
- SS Top / Full SS
- Mounted on rubber shoe
- Finish with Powder coated paint / polish.

## Waiting Area Chair

MSI-2046(A)



3 Seater With Cushion

MSI-2046(B)



3 Seater

Offer luxurious seating experience with maximum comfort and rest to any guests/visitors by three seater visitor chair.  
Add a relaxing charm to your living room with this remarkable piece!

Made from metal, Chrome Plated.

### Product Features:

- 1, When fold, it is a chair; when unfold, it is a bed;
- 2, High-quality powder coated steel frame;
- 3, Very easy to operate, useful and convenient ;

### Product Specification:

- 1) Size : unfold 192cm(L)\*62cm(W), fold 62(L)\*72(W)\*94(H);
- 2) Material:
- A. Chair frame: Steel power coated;
- B. Chair mattress: leather surface with sponge padded, 3cm thickness
- 3) Four wheels totally

## Attendant Bed Cum Chair



MSI-2047

## Blood Transfusion Chair



MSI-2048

### Description :

Open size : 70X77X108 cms.  
Frame work made of MS tubes  
The fabric is pressed PVC artificial leather  
Three angles adjustable with rotatable Arm  
One side basket and one IV Rod will be provided  
Finish : Epoxy Powder coated

Frame Style : Foldable, Frame Material : M.S.  
Out to out width in open position (inches) : 26"  
Seat Width (inches) : 18"  
Total width in closing position (inches) : 9"  
Rear Wheel Size : 24". Front Wheel Size : 8"  
Seat to floor height (inches) : 19"  
Seat Depth (inches) : 16"  
Back height (inches) : 18"  
Total height (inches) : 35"  
Max User Weight Capacity (kgs) : 110  
Net Weight (kgs) : 17.5 K.G.  
Upholstery : BLACK cushion  
Armrest : Fixed  
Leg-rest : Fixed  
Wheel Quality : SPOKE WHEEL WITH SOLID TYER

## Wheel Chair



MSI-2049(A)



MSI-2049(B)



## Delux Locker



MSI-2050

These Deluxe Bedside Lockers are ideally placed at the bedside so that all the stored products remain within the reach.

### Specifications:

- Size: 410 mm square
- Height: 810 mm

### Features:

- CRCA sheets enclosed on three side having one drawer and one box
- SS top quality of '304' with raised edge on three sides
- Mounted on 50 mm D.B. castor
- Finish with paint

## Bedside Locker



MSI-2051

### Specifications:

- Size: 410 mm square, height: 810 mm

### Features:

- MS square/round construction
- CRCA sheet box
- Machine pressed top
- Covered with SS/Aluminum
- Finish with paint

## Delux Locker (ABS)



MSI-2052

### Product information:

- \* Dimensions: L480mm\*W480mm\*H760
- \* Packing size: L500mm\*W500mm\*H780mm
- \* Packing: carton packaging
- \* Net weight: 12kg
- \* Gross weight: 13.5kg
- \* Overall made of ABS engineering plastic
- \* Standard accessories: 1 drawer, 1 cabinet, 1\* towel rack on the side
- \* Optional: 4\*universal casters

## Semi-Deluxe Locker



MSI-2053

### Specifications:

- Size: 410 mm square, height: 810 mm

### Features:

- MS square construction
- CRCA sheet box
- Machine pressed top
- Covered with SS Top
- 1 Drawer
- Finish with paint

## Delux Locker (lite)



MSI-2054

### Specifications:

- Size: 410 mm square
- Height: 810 mm

### Features:

- CRCA sheets enclosed on three side having one drawer and one box
- ABS top quality of with raised edge on four sides
- Cabinate Door is ABS, And Drawer Cover is ABS
- Mounted on 50 mm D.B. castor
- Finish with paint

## Baby Cot



MSI-2055

### Specifications:

·Size: 710 mm L X 410 mm W X 810 mm H

### Features:

- MS round construction
- Rod for vertical support
- Mosquito pole arrangement
- Mounted on rubber shoe
- Finish with paint

## Baby Crib Cot

### Specifications:

·Size: 710 mm L X 410 mm W X 810 mm H

### Features:

- SS round construction
- Rod for vertical support
- Mosquito pole arrangement
- Mounted on rubber shoe

One Side Drop Railing

·Finish with Polish



MSI-2056

## Baby Cradle



MSI-2057

### Features:

- Frame Made of CRCA MS/SS tube
- Cradle made of MS/SS wire
- On PVC shoes
- Dimension: 900 L x 375 W x 975 H mm approx
- Pre-treated and Epoxy Powder Coated/ Polish

## Baby Basinet Trolley

Technical Specification  
Mobile basinet cot for neonates  
Cart on 4 swivel castors,  
approx. dia.100 mm, 2 castors with brake  
Baby Tray with mattress,  
along with head up/down facility  
and X-ray cassette holder  
Mattress density approx. 21-25 kg/m<sup>3</sup> and  
with removable, washable, waterproof covers  
6mm thick - Transparent acrylic,  
drop down and lockable side panels  
Two shelves below baby bed for under  
surface phototherapy and storage.



MSI-2058

## IV Stand



MSI-2059(A)

MSI-2059(B)

### Features:

- Height: adjustable 1050 mm to 1950 mm
- Base covered with SS sheet
- Height adjustment knob
- Mounted on plastic castor
- High strength
- Durable
- Stain resistance
- Customized usability
- Available in SS & MS

## Bedside Screen

Three fold screen with curtain.  
Pretreated epoxy finish.  
Overall size :  
228w X 174h cm. Castors dia 5cm.



MSI-2060

## Jumbo O2 Trolley



MS trolley for holding and transporting  
single or multiple gas cylinders  
Mounted on wheels

MSI-2061

## Oxygen Trolley

Mobile on two fixed 10 cm. Castors.  
Pretreated, Epoxy coated finish.



MSI-2062(A)

MSI-2062(B)

## Patient Food Table



*MSI-2063*

Food Table with height adjustment by gas spring.  
Single section moulded top.  
Mounted on swivel castors  
Overall Dimension Top 812L x 406, 610~1015 H

### Description :

Rectangular frame work mounted on 5 cms castors  
30" x 16" ABS Top, adjustable by Gear Mechanism.  
Finish : Pre-treated and Epoxy Powder Coated.

## Patient Food Table



*MSI-2064*

### Description :

Rectangular frame work mounted on 5 cms castors  
30" x 16" laminated top adjustable by Gear Mechanism.  
Finish : Pre-treated and Epoxy Powder Coated.

## Patient Food Table



*MSI-2065*

### Description :

Rectangular frame work mounted on 5 cms castors  
30" x 16" laminated top adjustable by side knob.  
Finish : Pre-treated and Epoxy Powder Coated.

## Patient Food Table



*MSI-2066*

## Over Bed Table (ABS Top)



*MSI-2067*

·Size of 810 mm L X 410 mm W

### Features:

- Ms round structure
- Abs top
- 30 mm high durable ABS top
- 50 mm Castor
- Finish with powder coated paint



## Bowl Stand



MSI-2067

### Specifications:

- Size: 350 mm
- Height: 810 mm

### Features:

- MS/SS round structure
- Rod for round
- Mounted on 50 mm D.B. Castor
- Finish with paint/polish.

## Kick Bucket



MSI-2068

- (a) Frame work made of Stainless Steel tubes.
- (b) Mounted on 50mm Castors

## Linen Trolley



MSI-2069

- Size : 500 mm
- Dia Height: 800 mm
- MS/SS round construction
- MS/SS flat for support
- Canvas fitted with round
- Mounted on 100 mm D.B. Castor
- Finish with powder coated/heavy polish.

## Soiled Linen Trolley



MSI-2070

### Description :

Push handle at one end  
Frame work of SS tube on 4" castor  
Superior quality plastic bucket  
Pre-treated and Epoxy powder coated  
Also available in S.S Frame  
Complete in S.S Frame

## Waste Bin Trolley



MSI-2071 C

4 Bins



MSI-2071(D)

2 Bins



MSI-2071(A)

1 Bin



3 Bins

MSI-2071(B)

### Features:

One, Two, Three and Four Compartment waste segregation system.  
Stainless Steel trolley on castors  
foot operating system for opening of lid  
bins can be interchanged as and when required  
the bins comply UN & NFX standards of safety.  
Autoclave-able and environment friendly,  
reusable plastic bins as per BMW colour coding  
Available Bin Size 30 Ltrs.

## Instrument Cabinate



**MSI-2072**

### Specifications:

·Size: 610 mm L X 410 mm W X 1520 mm H

### Features:

- 5 Shelves
- MS angle construction
- Top and behind side covered with CRCA sheet
- Both sides fitted with glass
- Lockable handle
- Finish with paint

4 Fold Traction Table offered comes in precision designed & constructed finish and provides suitable support for cervical and lumbar traction therapy involving application of mechanical force on cervical/lumbar traction. The smooth working action of the system allows providing desired relief from issues like muscle spasms as well as also provide for pain relief by improving blood circulation and assisting in repair of soft tissue damage. Some of its features include helps in subsiding of inflammation; helps in releasing soft tissue adhesions; aids in correcting spinal joints post micro abnormal changes to spine; support resetting micro-dislocation and restoring normal physiological curvature of spine

## Traction Bed



**MSI-2073**

## Tilt Table Manual



**MSI-2074**

This Tilt table manual offers a smooth and quiet tilt function and manufactured using superior quality raw material as per the set industry standards and norms. Moreover, the Tilt table Manual offered in various specifications to meet the variegated requirements of our clients and doctors.

### Product details:

#### Size

180L x 75W x 60H cms

### Product description:

#### Features :

Uniformly Perforated CRCA Sheet Top

Frame made of Strong Rectangular CRCA pipe

Tubular Head and Foot Bows of Equal Height with vertical Tube Supports

Pre-Treated and Epoxy Powder Coated

Size : 180L x 75W x 60H cms

## Pediatric Bed



**MSI-2075**

## Scrub Station



**MSI-2076**

### Description :

Scrub Station wall mounted Scrub Station, made of heavy duty Stainless Steel 304 grade designed for splash free usage without touching the taps soap dispensers directly without the handle.

## Instrument Tray



MSI-2077

Sizes:  
8" x 6" 9" x 6"  
10" x 8" 11" x 7"  
11" x 9" 12" x 8"  
12" x 9" 12" x 10"  
14" x 10" 15" x 12"  
18" x 12" 8"x12"x3"

## Kidney Tray



Sizes:  
6", 8", 10", 12"

MSI-2078

## Dressing Drum



MSI-2079

Sizes:  
15"x12"  
13"x10"  
12"x10"  
11"x18"  
11"x9"  
9"x9"  
9"x6"

## Cidex Tray



Sizes:  
27"x7"x6" (lock)  
27"x7"x5"

MSI-2080

## Catheter Tray



MSI-2081

Sizes  
8"x 3"  
9"x3  
16"x4"

## Bed Pan

Description :  
Our stainless steel bed pans are completely Resistant to stains & cracks. The unique design of the pan makes it comfortable to use for patients at hospitals and home. Available in different specifications at most competitive prices.

MSI-2082

Male & Female

## Urinal Pot



Male & Female

Description :  
Our urinal pots are specially designed keeping the convenience of patient in mind. The design of the pot allows easy disposal of the collected urine. Made from heavy gauge stainless steel, these pots are absolutely rust free and very durable.

MSI-2083

## Bowl



MSI-2084

Sturdy basin with smooth and round corners. Designed for use in hospitals, our basin have stainless steel body with smooth finishing. The complete range basins can be availed in different sizes based on the requirement of the clients.

## Formalin Chamber



MSI-2085

Description :  
Our three tray formalin chambers are used in various hospitals for sterilization process. These chamber effectively kills the virus and other harmful germs that may cause infection.

A-20"x8"x8" (Three Trays), B-23"x8"x8" (Three Trays),  
C-26"x8"x8" (Three Trays), C-23"x12"x12" (Three Trays)

Also Available in Two Trays.

A-12"x7"x6" (Two Trays), B-14"x8"x6" (Two Trays)



## Technical Specifications:

Timer Device Digital Timer (1 ~ 99 Min)  
 Working Hours Counter Available (Digital)  
 Particle Size Uniform Sub microns  
 Liquid Flow Rate 1 ~ 3 Ltrs. / Hr. (Adjustable)  
 Flow control Mechanism Available SS 316  
 Nozzle System SS 316 grade, Air-Jet Nozzle  
 (Advance Thrust Design)  
 Tank Capacity 6.5 Ltrs.  
 Tank MOC SS 316 L  
 Noise level < 88 db @ 1 Meter  
 Air Filter Triple stage with clamp  
 Area Coverage > 20,000 Cubic. Ft.  
 Motor Speed 24,000 RPM (Approx.)  
 Power Supply 230 VAC, 50/60 Hz.  
 Material Of Construction Hardware: SS 304.  
 Strainer, Nipples: SS 316. Tubings: Silicon grade,  
 (FDA & USP CLASS VI Compliant)  
 Dry Weight 7 ~ 8 Kgs.



5 YRS. / 500 HRS. LIMITED WARRANTY \*



SS 316  
Grade Flow Mechanism



Digital Timer with  
in-built Hour Counter



Advance Thrust Design  
Air Jet Nozzle

Digital Timer to set the fogger  
ON for 1~99 minutes



## Horizontal Sterilizer



MSI-2086

Horizontal cylindrical Electrically operated at 440 volts. AC, 2 phase, 50 cycles. The sterilizer is pressure type steam jacketed, made from 304 quality stainless steel. All joins are argon arc welded. Fitted with multiport operating valve, sterilizing vacuum drier, safety valve in jacket (spring), vacuum breaker, pressure gauge, compound gauge, dial thermometer, perforated tray, plug screen, steam trap and neoprene rubber gasket working pressure 20 lbs p.s.i and Temperature range 2500 F. The door made of gun metal and covered with stainless steel lining and have automatic self locking devices. The Outside will be Well insulated. The boiler which is to be fitted below will be made of corrosion resistant 304 quality stainless steel it will be fitted with immersion heaters low water protection device, pressure controller, a contractor and toggle switch

**SIZES :**  
The sterilizer is mounted on tubular mild steel frame with ground leveling flangers.  
E.load

16"X36 6.0 K.W  
16"X48" 9.0 K.W  
20"X 48" 12 K.W  
30"X 48" 18 K.W

## Vertical Sterilizer



MSI-2087

Capacity of 11" x 9" 2pcs,  
11" x 11" 2pcs & 15" x 12" 2pcs  
12" dia x 20" H (3k.w. heater)  
12" dia 24" H (4K.W heater)  
16" dia x 24" H (5 k.w.heater)

## Autoclave (Portable)



MSI-2088

Made of 304G Stainless steel dia. cast Silicon Alloy Lm6, with highly polished body. Provided with pressure gauge, safety valve, steam release cock, perforated Aluminium tray, 8 bekalitefly nuts, spring handles and one synthetic rubber gasket for lid available in three different ways of operation. Working pressure 15 to 17 lbs and hydraulic tested 40 lbs and dry sterilization fitted with iron stand without drums. Stove or Gas/Electrically operated 220/30 volts, AC.

## Instrument Sterilizer



MSI-2089

**Description :**  
Our electric operated instrument sterilizer device is specifically designed for use in medical facilities for diagnostic or surgical instrument sterilization. This reliable, easy-to-use system, provides safe sterilization for applications that demand high heat.

**Sizes:**  
20"x10"x8"  
20"x8"x6"  
18"x8"x6"  
16"x6"x4"  
12"x6"x4"  
10"x5"x3"

## Instrument Sterilizer

**Description :**  
Our electric operated instrument sterilizer device is specifically designed for use in medical facilities for diagnostic or surgical instrument sterilization. This reliable, easy-to-use system, provides safe sterilization for applications that demand high heat.

**Sizes:**  
20"x10"x8"  
20"x8"x6"  
18"x8"x6"  
16"x6"x4"  
12"x6"x4"



MSI-2090

## InstaVac



**MSI-2091**

ISI & CE Marked, ISO:13485, WHO-GMP  
Shock proof, Light Weight ABS (Plastic) Cabinet/MS.  
Rocker Piston Pump with  $-720 \pm 10$  mm Hg  
Free air displacement 40 ~ 45 LPM  
Noise level of suction Machine is 50 dB  $\pm$  03 dB  
Electrical Requirement - 220~230VAC, 50Hz, 1Phase  
Heavy duty HN-50 PU Castors  
76 mm Calibrated Vacuum Gauge  
Non collapsible Suction Tubing  
2 X 2.0 Ltrs Polycarbonate jars with overflow safety  
Packing Size : 50 X 40 X 84 CM  
Gross weight : 28 Kg  
1/2 HP Motor

## SurgiVac



**MSI-2092**

ISO:13485 & WHO-GMP  
Powder Coated MS Cabinet with SS Top  
Noise level of suction apparatus is 50 dB  $\pm$  03 dB  
Rotary Vane Vacuum Pump with  $-650 \pm 10$  mm Hg  
Free air displacement 18 ~ 20 ltrs/min  
Electrical Requirement - 220~230VAC, 50Hz, 1Ph  
50 mm Vacuum Gauge  
Non collapsible suction tubing  
2 X 1.5 Ltrs Glass jars with overflow safety  
Bacterial filter fitted on back  
Ideal for home healthcare, medical & surgical procedures.  
1/4 HP Motor.

## Accelerator



**MSI-2093**

ISI & CE Marked Accelerator High-Vacuum.  
Quality Approved From Bureau of Indian Standards, New Delhi.  
Anti corrosive Stainless Steel Chassis  
Noise level of suction apparatus from is 50 dB  $\pm$  03 dB.  
Electrical Requirement - 220~230V, 50Hz, 1Phase.  
Ideal for MTP / medical / surgical procedures.  
Rotary Vane Type Vacuum Pump with  $-740 \pm 10$  mm Hg.  
Free air displacement 40 ~ 60 ltrs/min.  
Heavy duty HN-65 PU Castors.  
320 Watt, 1440 RPM, 0.50 H.P. Electric Motor.  
100 mm Vacuum Gauge  
Non collapsible Silicon tubing  
2 X 2.0 Ltrs. Polycarbonate jars with overflow safety.  
Bacterial filter fitted on top.  
1/2 HP Motor.

## PowerVac



**MSI-2094**

ISO:13485 & WHO-GMP  
Powder Coated Mild Steel Heavy Cabinet  
Noise level of suction Machine is 50 dBA  $\pm$  03 dBA  
2 X 2.0 Ltrs. Polycarbonate jars with overflow safety  
Rocker Piston Pump with  $-730 \pm 10$  mm Hg  
Electrical Requirement - 220~230V, 50Hz, 1Phase  
Free air displacement 60 ~ 65 ltrs/min  
Non collapsible Suction Tubing  
Heavy duty HN-50 Castors  
50 mm Vacuum Gauge  
Ideal for MTP / medical / surgical procedures  
1 HP Motor.



## LipoVac



**MSI-2095**

Quality Approved From Bureau of Indian Standards.  
Anti corrosive, Powder Coated Chassis  
200 Watt Heavy Thermal Protector Electric Motor  
2 X 2.0 Ltrs. Polycarbonate jars with overflow safety  
Noise level of suction apparatus from is 50 dB +/- 03 dB  
Electrical Requirement - 220~230V, 50Hz, 1Phase  
Ideal for MTP / medical / surgical procedures  
Oil Free Rocker Piston Pump with -750 +/- 10 mmHg  
Free air displacement >100 LPM  
Non collapsible Silicon tubing  
Bacterial filter fitted on top  
Heavy duty HN-65 PU Castors  
100 mm Vacuum Gauge  
1 HP Motor

## MiniVac

The MiniVac is a compact and lightweight medical aspirators that has low vacuum/low flow performance. It is specifically designed for use in intensive care, recovery rooms and pediatric wards where low flow/low vacuum is required. It has an oil-free Rocker Piston pump with permanently lubricated bearings, which ensures quiet operation and low maintenance. It incorporates a 1.5 Liters Polycarbonate collection vessel fitted with a float valve system, providing automatic shut-off to avoid overflow and a bacterial filter. Its lightweight robust design makes it ideal for use by the emergency services.



**MSI-2096**

## Foot Suction



**MSI-2097**

CE Marked, ISO:13485 & WHO-GMP  
Powder Coated Heavy MS Base  
1500ml Polycarbonate Jar with ABS Lid  
High Chrome Metal Components  
ABS (Plastic) Piston Pump  
Aluminium Carrying Handle  
Non-Collapsible Suction Tubing

## Nano Suction

The Nano is an AC/DC/Battery powered suction Machine that can be used in a wide variety of situations by emergency services, paramedic Machine and AMBULANCE because of its battery operation. This second-generation Nano suction Machine can be operated on AC line current, its own internal sealed lead acid battery or through an optional 12V power cord with cigarette lighter socket for vehicles.

The Nano will automatically switch from AC power, AC charging, 12V operation, and battery. 600ml autoclaveable Polycarbonate collection jar that incorporates with overflow device. Low Battery Indication is provided on front panel of the Machine. Nano has an oil-free Rocker piston pump with permanently lubricated bearings which ensures quiet operation and low maintenance.



**MSI-2098**

## Handheld Suction



**MSI-2099**


It is a new emergency product. portable, powerful and economical. It works only by hand pressure and permits to achieve a depression of -0.6 mbar. Delivered with a washable 300 ml jar. Thanks to its "GUNshape", it is possible to use only by one hand. It is possible to be connected to the catheters and to the endotracheal tube.

## Mattress




Fowler & ICU

MSI-2100(A)



Semi Fowler

MSI-2100(B)




Plain

MSI-2100 C

Available in 3 inch & 4 inch

Accessories

## ABS Panels



MSI-2101

## Railing (Imported)

MSI-2102(A)



SS Collapsible



MSI-2103(B)

Aluminium Collapsible

## IV Pole



Imported(SS)

MSI-2104(A)



Stainless Steel

MSI-2104(B)

## Medical Castors

MSI-2105



Available Sizes: 4", 5"

## X-Ray View Box

MSI-2106





**SINCE 1990**

**O.T. EQUIPMENTS**

**NICU EQUIPMENTS**

**SURGICAL INSTRUMENTS**

**ICU EQUIPMENTS**

Manufactured By:

**Meditech Systems(India)**

Regd. WorkShop & Office: 265, Roy Bahadur Road,

Kolkata - 700 053, WestBengal, India

Mobile: 9836096417/9830436926

Office: 033 2403 0094

email: [info@medivion.co.in](mailto:info@medivion.co.in)

[info.meditech01@gmail.com](mailto:info.meditech01@gmail.com)

[www.medivion.co.in](http://www.medivion.co.in)

Authorised Distributor/Dealer